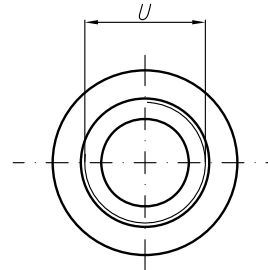
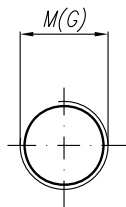


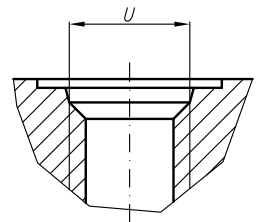
V
Variants for ports – M;G;U

Designations:

- ...X205 – Normal version (flanges);
- ...X205M – Metric threads;
- ...X205G – GAS threads;
- ...X205U – SAE threads;



SAE J475 (ISO R725)



Type	Displacement cm ³ /rev	Flow		Pressure P _{nom} bar	max Speed n rpm	Dimension													
		at 1500 rpm l/min	at max rpm l/min			Inlet						Outlet							
						A mm	B mm	E	F	d	M	G	U	E	F	d	M	G	U
20A(C)4,5X205...	4,5	6,14	14,33	250	3500	37,3	75,1	40	15	M6-6H	M20x1,5	G1/2	1 1/16"-12UNF	35	15	M6-6H	M16x1,5	G1/2	7/8"-14UNF
20A(C)6,3X205...	6,3	8,69	20,29	250	3500	38,6	78												
20A(C)8,2X205...	8,2	11,32	26,40	250	3500	40,6	78												
20A(C)10X205...	10	13,95	32,55	250	3500	45	87												
20A(C)11X205...	11,3	15,76	36,78	250	3500	45	89,1												
20A(C)12X205...	12	16,92	39,48	250	3500	45	90,3												
20A(C)14X205...	14	19,95	46,55	250	3500	45	93,4												
20A(C)15X205...	15	21,60	36,00	250	2500	45	94,9												
20A(C)16X205...	16	23,04	38,40	250	2500	45	96,5												
20A(C)19X205...	19	27,36	45,60	200	2500	45	101,5												
20A(C)22X205...	22	31,68	42,24	180	2000	52,5	106,5												
20A(C)25X205...	25	36,00	48,00	160	2000	57,2	111,4												